

# AC 1015-6

Cummins  
Stamford  
D+ &



ISO8528

GC ; ) &

SZUTEST

GC - \$\$\$



2000/14/EC

&\$\$\$#( #

z\*\$ z'z' D:

	"	kw	"	kw	Amp
480/277		1015,00		918,00	1380,00
380/220		924,00		840,00	1595,00
208/120		1011,00		914,00	3171,00

fPQDE

GC ; ) &

) & z

fDF DE

%\$1

% %&

GC " \$(\*\*

z&(

GC

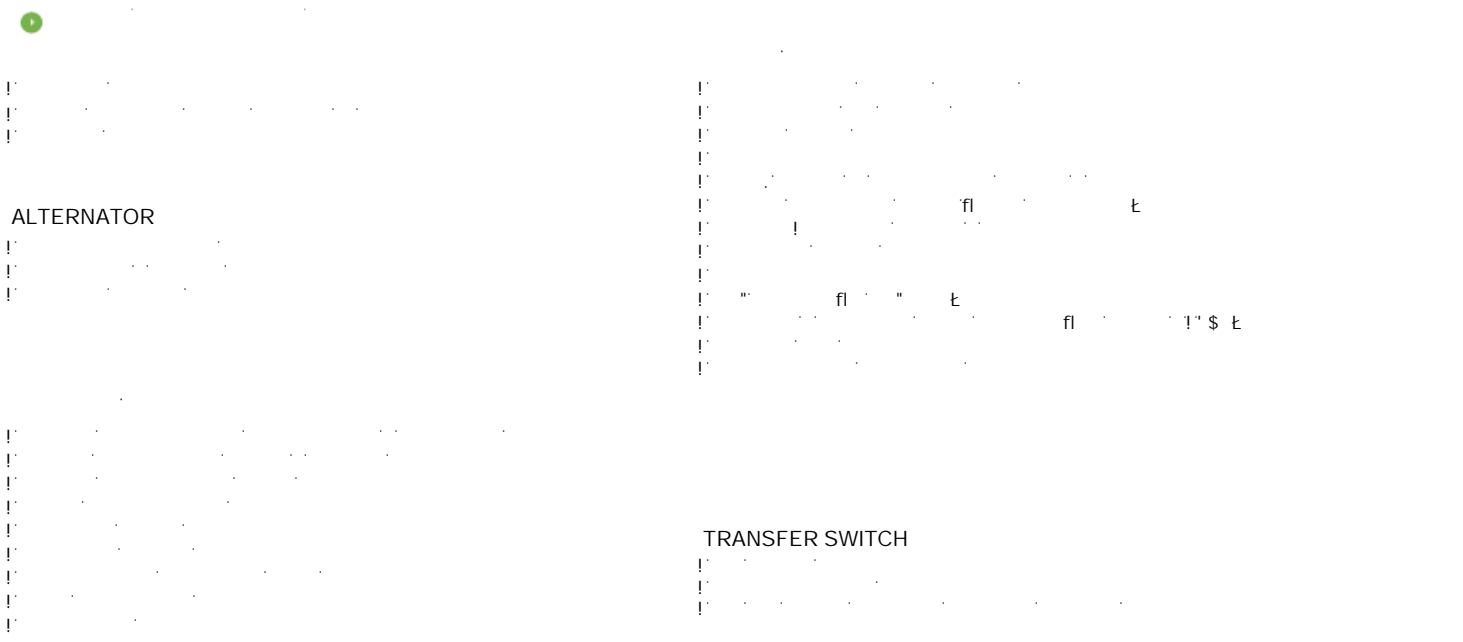
## Standard Specifications

z

fl

!

z

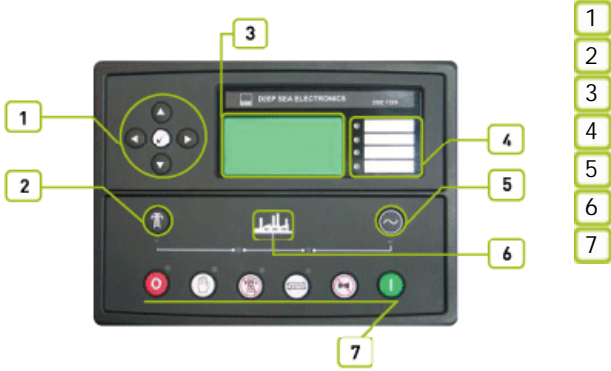


Manufacturer		Cummins		
Model		QST 30 - G4		
		% \$ \$	#	"
		1112,00 kw [1490,00HP]		
	L	30,480		
	"	140 X 165		
		14,0:1		
	fl # ı	"#	"	1800
	fl ı	L	154,00	
		L	342,00	
AbsorbedAirDischargeReSourceKey.Text	' #	"	80,50	
	' #	"	220,00	
	° C	525,00		
		24 V d.c.		
	Load	% \$ \$ı	'+)ı	) \$ı
	#	"		
		240,00	177,00	119,00

		Stamford		
		HCI 634 J		
	Hz	60		
	kw	1040,00		
7 cg		0,80		
		3		
	fl ı	480/277		
	A	1564,00		
Temperature		H		

		fl ı		fl ı	
	"	"	"	"	L
AC 1015-6	7350,00	4400,00	1776,00	2341,00	1500,00
		fl ı		fl ı	
	"	"	"	"	L
AK 96	11000	7500	2300	3170	1500

1 D+' &'



2

"8G9ž +' &\$ž ) 5ž&&\$#(\$

3

4

5

'8G9+' &\$  
'&&\$' ž

"'8G9+' &\$

'8G9+' &\$

% &1 '\*('

žFG&' &žFG(,) ž



f@z@Bl  
f@z@Bl

"z" "z"

f@z@Bl

971

#

#

#

#



f&%) +L

f&)(, L

f&%) \$L

6G'9B '\* \$-) \$

6G'9B '\* %\$\$\$! \*!&

6G'9B '\* %\$\$\$! \*!(

#



ž

%, !&\* (

)  
&(\$)

ž

ž


GA 8

!&+""

ž

# AC 1015-6

Cummins  
Stamford  
D+ & "



- 1 Steel structure made from steel sheet and steel profiles.
- 2 canopy and panels made from powder coated sheet steel.
- 3 Emergency stop push button.
- 4 Control panel is mounted on the baseframe . Located at the back of the generator set.
- 5 Cables out locations are under or back of the canopy.
- 6 Corrosion-resistant locks and hinges.
- 7 oil could be drained via valve and a hose
- 8 Exhaust system in the canopy.
- 9 special large access doors for easy maintenance
- 10 Fuel tank is at front of the canopy ,easy access to the fuel tank via lockable door
- 11 Lifting points similar to ISO container , located on each top corner of the canopy
- 12 the cap on the canopy provides easy access to radiator cap.
- 13 sound proofing materials
- 14 Integrated ladder built in to side of the canopy allows access to the top of the canopy.

	"	2300
fl "L	"	7500
fl "L	"	3170
	L	1500